

Image not found or type unknown

Image not found or type unknown

Image not found or type unknown

Image not found or type unknown

# ST MARY PLACE, ELTHAM, LONDON

Image not found or type unknown



St Mary Place, Eltham, London

Image not found or type unknown



Lounge : Not-Available

Image not found or type unknown





Image not found or type unknown



Theatre : Yes

Image not found or type unknown

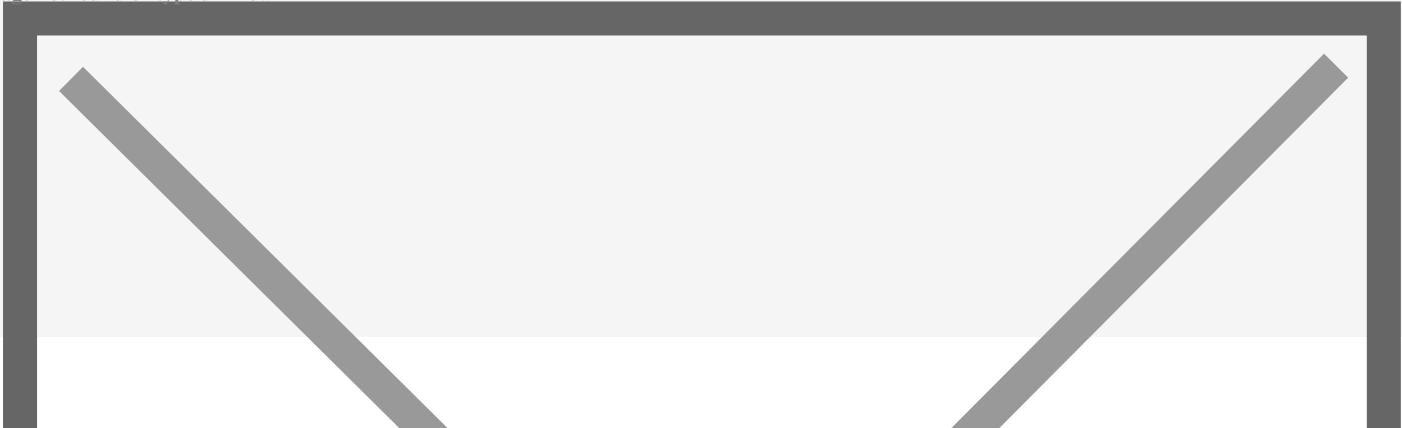


Image not found or type unknown



Near to Station : Yes

Image not found or type unknown



Image not found or type unknown



Amenities Shop : Yes

Image not found or type unknown



Image not found or type unknown



Close To Shops & Transport

Image not found or type unknown



Image not found or type unknown



Off Street Parking

Image not found or type unknown



Image not found or type unknown




Double Glazed

Image not found or type unknown





Image not found or type unknown



Central Heating

Image not found or type unknown





Image not found or type unknown



Allocated parking

slider

slider

Image not found or type unknown  
slider

slider

Image not found or type unknown  
slider

slider

Image not found or type unknown  
slider

slider

Image not found or type unknown  
slider

slider

Image not found or type unknown  
slider

slider

Image not found or type unknown  
slider



slider

Image not found or type unknown  
slider

slider

Image not found or type unknown

**An arcade of nine retail and leisure units within two terraces, Rent: £18,000 to £20,000 Per Annum three units available for rent. The arcade provides a link between the high street and Sainsbury's. The units to be of steel frame construction with brick and block infill, double glazed aluminium shop fronts and windows all under pitched tiled roof. Internally the units have been fitted to the occupier's**

corporate style. The property is situated in the heart of Eltham town centre, between the High Street and Sainsbury’s which at 56,280 sq ft is the dominant food store to the town. The property is immediately adjacent to Eltham’s new leisure development which opened last year and provides a six screen Vue cinema, Nandos, Pizza Express and a Sky Bar.	Notes ..... ..... ..... ..... ..... ..... ..... .....
--	---

© 2021 ThingHomes. All right reserved.

Notes ..... ..... ..... ..... ..... ..... ..... .....
---